




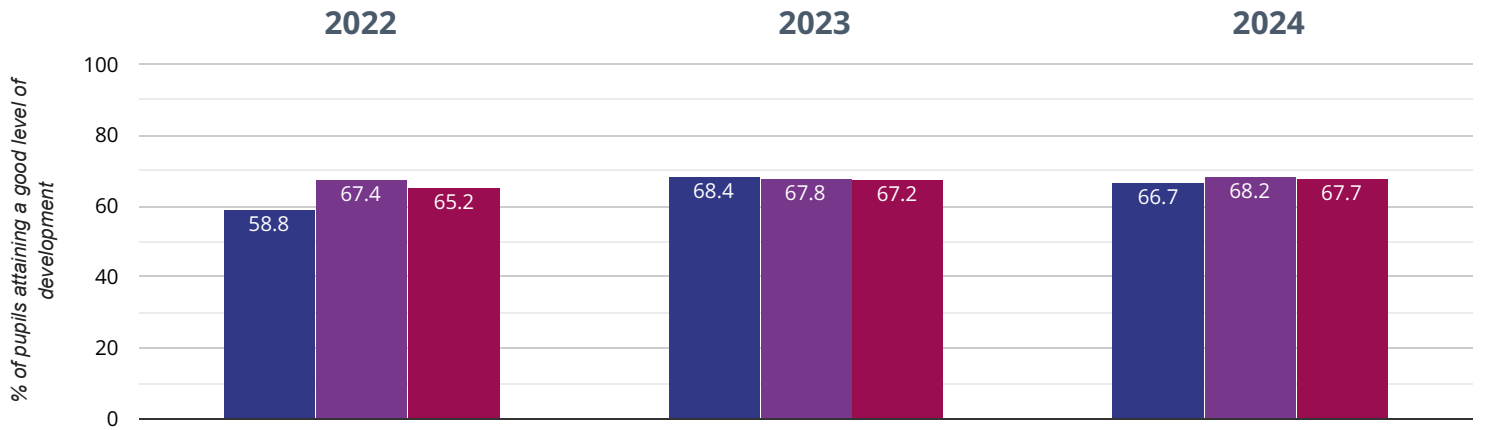
✉️ If you have any queries regarding the data within the Real Time Data graphs, please **contact your Local Authority.**

ASHCHURCH PRIMARY SCHOOL

Brought to you by *the NCER*



★ Good Level Of Development



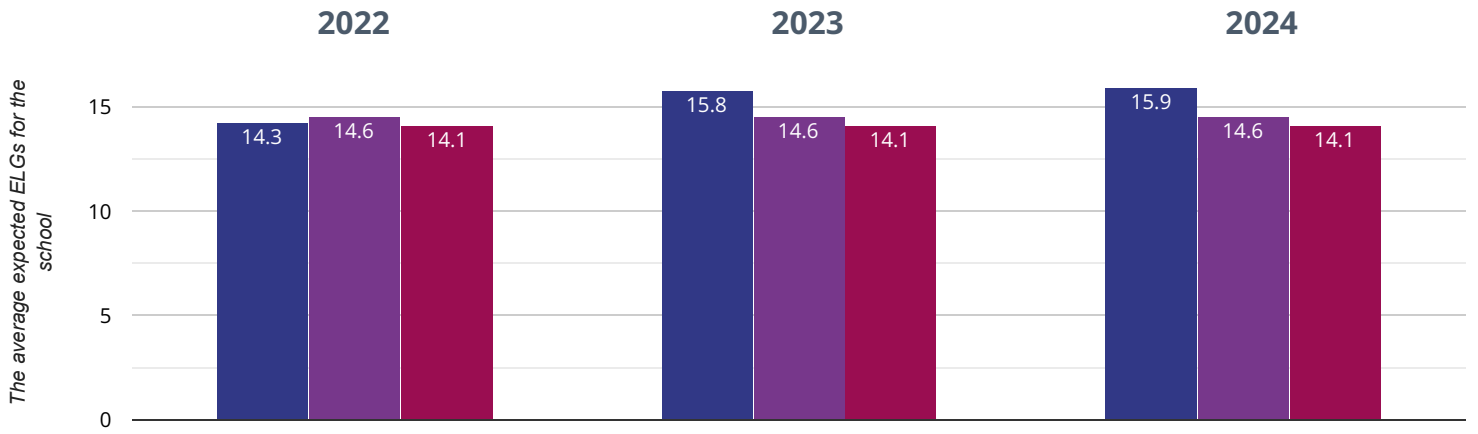
66.7% in 2024

1.7% points drop since 2023

7.9% points rise since 2022

■ Ashchurch Primary School ■ Gloucestershire (240) ■ NCER National (17537)

Average number of early learning goals at expected level per child



15.9% in 2024

0.1% points rise since 2023

1.6% points rise since 2022

■ Ashchurch Primary School

■ Gloucestershire (240)

■ NCER National (17537)